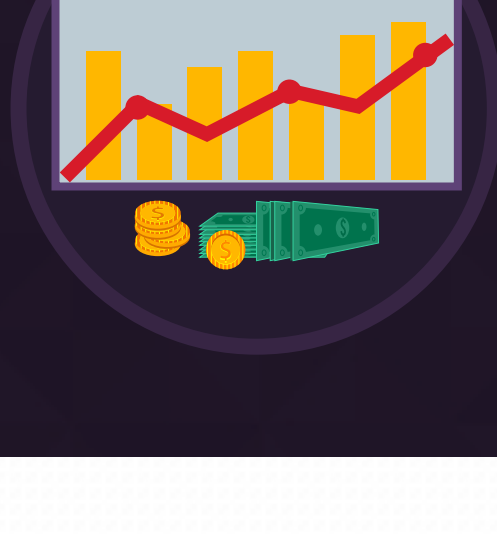


# RENTAL MARKET IN CANADA-2015

## AVERAGE COST OF RENTING IN MAJOR CANADIAN CITIES



### Greater Toronto Area (GTA)

BACHELOR \$894	1 BEDROOM \$1063
2 BEDROOM \$1238	3 BEDROOM \$1446

### Toronto

BACHELOR \$928	1 BEDROOM \$1201
2 BEDROOM \$1596	3 BEDROOM \$2316

### Kingston

BACHELOR \$662	1 BEDROOM \$888
2 BEDROOM \$1070	3 BEDROOM \$1411

### Sarnia

BACHELOR \$633	1 BEDROOM \$752
2 BEDROOM \$874	3 BEDROOM \$1115

### Windsor

BACHELOR \$518	1 BEDROOM \$664
2 BEDROOM \$798	3 BEDROOM \$912

### Kitchener / Waterloo

BACHELOR \$667	1 BEDROOM \$815
2 BEDROOM \$975	3 BEDROOM \$1106

### Vancouver

BACHELOR \$942	1 BEDROOM \$1123
2 BEDROOM \$1571	3 BEDROOM \$1977

### Ottawa

BACHELOR \$781	1 BEDROOM \$944
2 BEDROOM \$1158	3 BEDROOM \$1504

### Calgary

BACHELOR \$910	1 BEDROOM \$1135
2 BEDROOM \$1326	3 BEDROOM \$1267

### Edmonton

BACHELOR \$844	1 BEDROOM \$1002
2 BEDROOM \$1224	3 BEDROOM \$1376

### Montreal

BACHELOR \$574	1 BEDROOM \$661
2 BEDROOM \$749	3 BEDROOM \$932

### Hamilton

BACHELOR \$573	1 BEDROOM \$736
2 BEDROOM \$884	3 BEDROOM \$1026

### Guelph

BACHELOR \$674	1 BEDROOM \$868
2 BEDROOM \$988	3 BEDROOM \$1146

### London


BACHELOR \$595	1 BEDROOM \$774
2 BEDROOM \$956	3 BEDROOM \$1117

### Victoria

BACHELOR \$731	1 BEDROOM \$861
2 BEDROOM \$1121	3 BEDROOM \$1451

### Gatineau

BACHELOR \$554	1 BEDROOM \$630	2 BEDROOM \$750	3 BEDROOM \$836
-------------------	--------------------	--------------------	--------------------



## % OF APARTMENTS VACANT ACROSS CANADA

	BACHELOR	1 BEDROOM	2 BEDROOM	3 BEDROOM
Greater Toronto Area (GTA)	1.6	1.7	1.5	1.4
Toronto	1.3	1.6	1.4	0.6
Kingston	3.1	2.3	1.7	1.3
Sarnia	5.3	3.7	5	**
Windsor	6.4	4.1	4	5.7
Kitchener / Waterloo	2.6	2	2.3	3.2
Vancouver	0.6	0.5	0.4	0.9
Ottawa	1.8	2.2	2.8	4.8
Calgary	1	1.3	1.6	1.3
Edmonton	1.9	1.9	1.6	1.5
Montreal	4	4.2	3.2	2.5
Hamilton	5.3	2.9	1.9	3.9
Guelph	0	1.1	1.1	3.7
London	4.6	2.2	3.1	4.2
Victoria	1.6	1.7	1.5	1.4
Gatineau	4.9	6.4	6.6	6.9

### NO ROOM IN THE BUILDING



Vancouver has under 1% vacancy in all sizes of apartments! Overall, it dropped from 1% to 0.5% in the last year!

### WHAT A DIFFERENCE A YEAR MAKES

Renting a two bedroom in Edmonton increased 6.1% in 2014.

In St. John, rent for two bedrooms only increased 0.7%.



1,889,817

These are apartments in buildings with more than 3 units.


### TOTAL NUMBER OF APARTMENTS IN CANADA

These are apartments in buildings with more than 3 units.



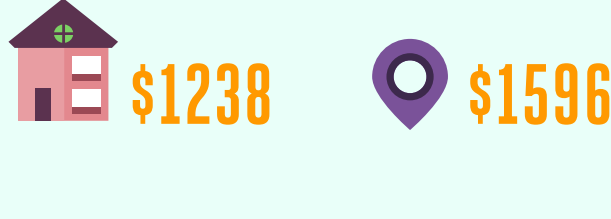
### RENT A CONDO OR RENT AN APARTMENT?

In major Canadian cities, it costs, on average, 61% more to rent a condo than an apartment.



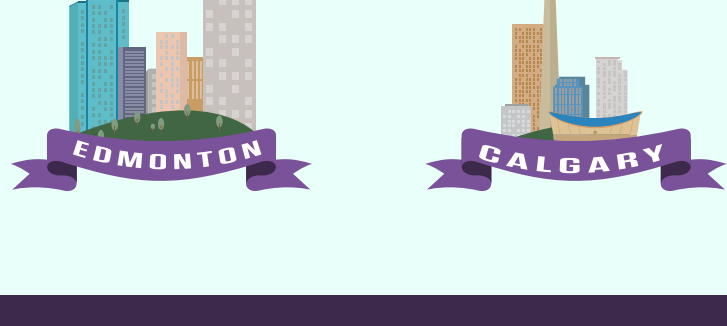
### CITY VS. SUBURB

In the GTA, a two bedroom apartment will cost an average of \$1238. If you only stick to the downtown core, you'll pay closer to \$1596.



### RENTING OUT YOUR CONDO

Edmonton and Calgary condo owners sure like to rent out their condos. Over 30% of condos are being rented in both of those cities.



INFOGRAPHIC PRESENTED BY

rentseeker.ca

Toll Free : (800) 445-7572 | Direct : (416) 800-7572 | Fax: (416) 800-7568  
Email : contact@rentseeker.ca | Address: 75 Wildcat Road, Toronto, ON M3J 2P5

For great tips, ideas and more information about the Canadian Rental Market:

[www.RentSeeker.ca/Blog](http://www.RentSeeker.ca/Blog)



Based on CMHC report 2014.

<https://www03.cmhc-schl.gc.ca/catalog/home.cfm?lang=en&fr=1422544322906>